

# SIMPLE AND EASY LOGICAL WORKSHEETS FOR PRESCHOOLERS



***Thank you for downloading this free  
printable from  
[www.pappucreativespace.com](http://www.pappucreativespace.com)***


This printable is free for personal and classroom use only. Please do not sell or redistribute this PDF file, instead share my website link.

If you found any mistakes in this printable, or having any questions/suggestions, please email me at [pappucreativespace@gmail.com](mailto:pappucreativespace@gmail.com)


**© [pappucreativespace.com](http://pappucreativespace.com)**

# Match the shapes with its colour names

1




VIOLET



2



ORANGE



3




GREEN



4




BLUE



5




PINK



6




RED




# Match the shapes with its names

1




RED  
RECTANGLE



2



PINK  
HEART




3




ORANGE  
TRIANGLE



4




YELLOW  
CIRCLE



5




BROWN  
SQUARE




6




GREEN  
STAR




Count the number of shapes and colour  
the answer accordingly




4



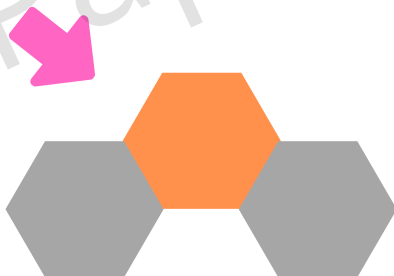
1




6



5












7










3

# Match the missing picture on each sequence properly




Count the number of dots and colour the answer accordingly



Four things belong together. Find out what is missing and mark the answer




D

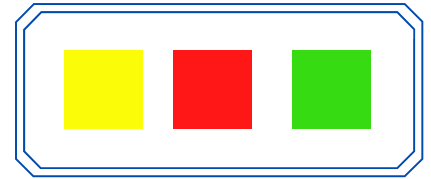




# Look carefully and match the colours accordingly


1





2




3






4



5



6

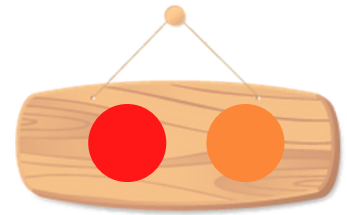
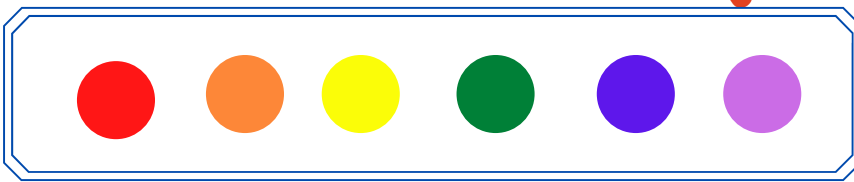




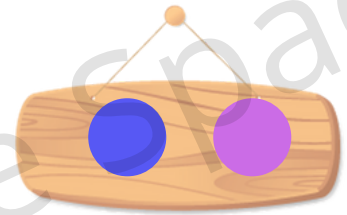
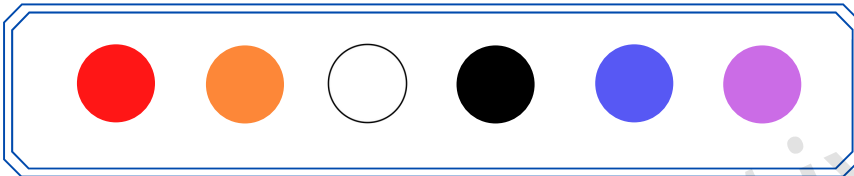
Look carefully and match the missing colours accordingly



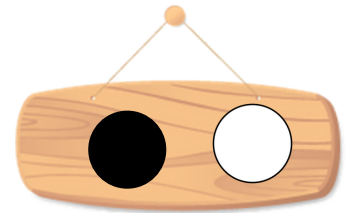
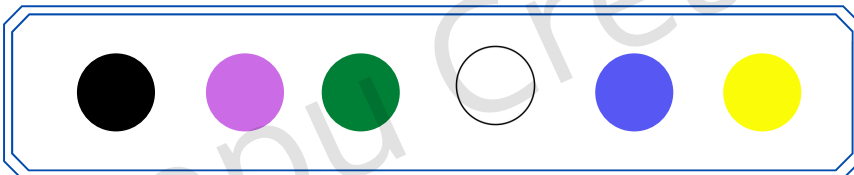
1



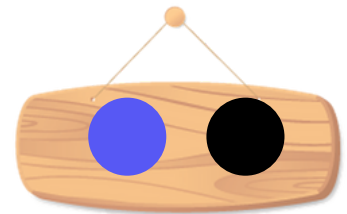
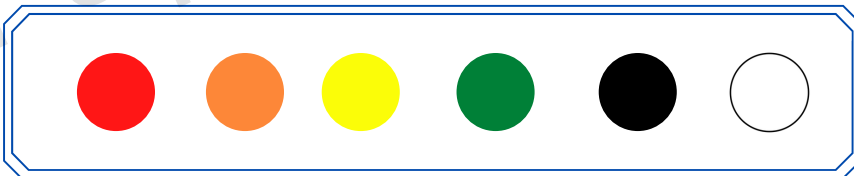
2



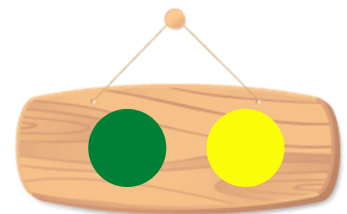
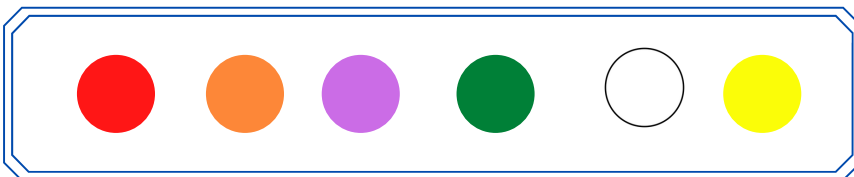
3



4




5




# What belongs together?

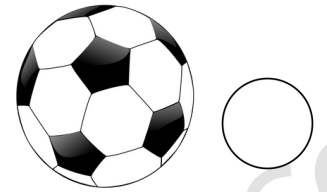
1



2





3





4



5





6





# Compare and match the same number of items



1





2



3



4



5

